



WRITING
TIME

Early Years Dictionary



New South Wales Foundation Style

How to Use this Book

Have children sound out and say the letters of the alphabet from A to Z, turning each page as they do so.



“Don’t fall asleep
by Zzzzzzz.”

Ask children if they have a favourite letter of the alphabet.

Have children locate pages by letter (for example, Ww, page 44) to familiarise themselves with the alphabet and layout of the book. You could make a game out of this!



“I’m looking at
you on page 32.”

Say a page number or letter of the alphabet, and have children compete in a race to be the first to answer correctly.

Discuss Headings from Topic pages 48–64. Ask children to pick an animal from pages 60–61 and describe it.



“Hey! Where’s
my nose?”

Have children complete the activities on the Topic pages.

Choose a word, say the first sound, say the letter, then find the page it belongs to in the book. If the word is not already in the word list, have children write it on one of the lines.










“Not tricky
enough for me!”

Turn to the inside back cover and have children write any tricky words they may have misspelled.

Discuss and supervise regular use of this book with children to enable their successful development of dictionary skills, correct spelling and word selection.

Contents

	How to Use this Book	2
	Alphabet A to Z	4–47
	About Me	48
	Maths	54
	Colours	58
	Animals	60
	Better Words	62

a b c d e f g h i j k l m

Mm



Mickey
Monkey

machine

measure

mix

made

menu

money

magazine

metre

monster

magic

mice

more

make

middle

morning

man

milk

motorbike

map

million

movie

mate

mine

much

me

mistake

museum

aunt

brother

cousin

dad

daughter

father

grandad

grandfather

grandma

grandmother

grandpa

mother

mum

nanna

niece

nephew

parent

relative

sibling

sister

son

stepfather


stepmother

uncle

wife

Draw your family.

Cassie




Dad

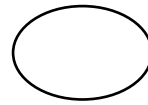
Mum

2D shapes

square



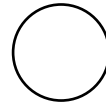
oval



rectangle



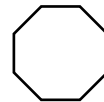
circle



triangle



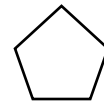
octagon



hexagon



pentagon

**3D shapes**

cube




rectangular prism



sphere



pyramid



cylinder



cone



THEN

- afterwards
- also
- eventually
- finally
- later
- next
- suddenly

LOOK

- examine
- gaze
- glance
- glimpse
- inspect
- notice
- observe
- peer
- stare
- view
- watch

SAD

- blue
- gloomy
- glum
- lousy
- miserable
- unhappy

HAPPY

- cheerful
- delighted
- ecstatic
- glad
- gleeful
- pleased
- thrilled

SCARED

- afraid
- alarmed
- frightened
- horrified
- petrified
- startled
- terrified

