

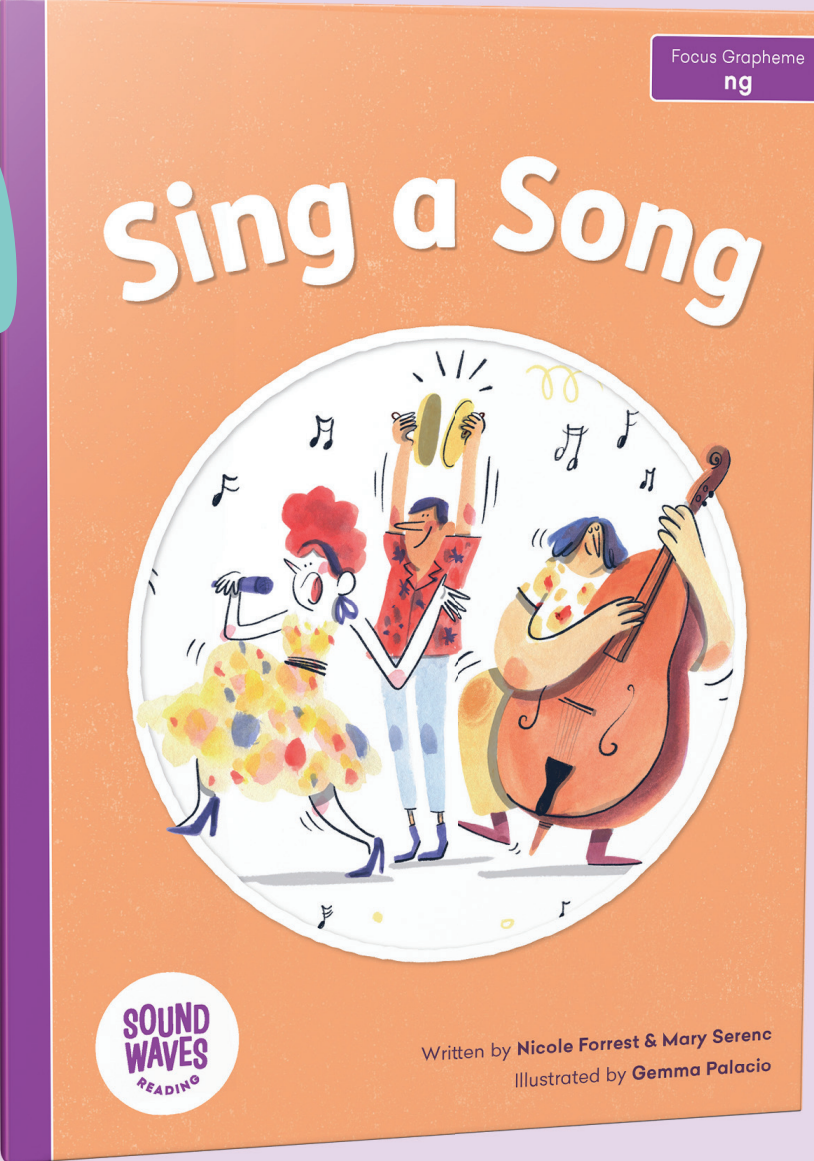


Look inside a Year 1 Decodable Reader

This **support** book is for the focus grapheme **ng**.



Don't forget to also check out the core and extended books in this trio.



Warm Up

Say the sound, then read the words.

See page 16 for tips on supporting students during reading.



sing	song
bang	ring
long	thing

Sing a Song



Written by
Nicole Forrest & Mary Serenc

Illustrated by
Gemma Palacio

firefly
EDUCATION

Firefly Education Pty Ltd
PO Box 634, Buderim, Qld 4556 Australia
Gubbi Gubbi/Kabi Kabi Country
www.fireflyeducation.com.au

Copyright © Nicole Forrest and Mary Serenc 2023
Illustrations © Firefly Education

The Central Printing Press Ltd, Hong Kong

First edition published 2023

National Library of Australia ISBN 978 1 74135 914 5

In the spirit of reconciliation, Firefly Education acknowledge the Traditional Custodians of Country throughout Australia and their continued connections to the lands where we live, learn and work.

1 2 3

Tap your feet.

Tap your feet.

4 5 6

Feel the beat.

Feel the beat.






ding dang dong

Sing a song.


Sing a song.



dong dang ding

Come and sing.

Come and sing.






ting tang tong

Sing the song.

Sing the song.



tong
tang
ting

Shake and sing.

Shake and sing.





bing bang bong

Hear the song.

Hear the song.

bong bang bing

Do your thing!

Do your thing!



Book Chat

1. What is the poem about?
2. The poem contains onomatopoeic words (e.g. *ding*). What are some other onomatopoeic words in the poem?
3. Do you think the people like the music? How do you know?
4. What instruments are shown in the illustrations?
5. How does the poem make you feel?
6. Do you like to sing and dance? What is your favourite song to sing or dance to?

How to Support Students During Reading

Encourage Sounding Out

If a student is stuck on a word, prompt them to say the sound for each grapheme and blend the sounds together.

Avoid asking the student to guess a word from the first letter or pictures.

Explain Special Words

Special Words are more difficult to sound out. If a student is stuck on a Special Word, explain how to read the word and model it for them. For example, for the word *said*, you could say: 'This word is tricky because the **ai** shows /e/. Watch me read it: /s/, /e/, /d/, said.'

Correct Errors

If a student makes an error, stop and correct. For example, if a student reads *pat* as *pat*, you could:

- Repeat the error back to the student: 'Pat? Is this word pat?'
- Point to the part of the word they read incorrectly: 'This **e** shows /e/. Read the word again.'

Discuss Word Meanings

Pause to discuss the meaning of unfamiliar words and words with multiple meanings.

About Year 1 Decodable Readers

These books each feature one or more focus graphemes and should only be read after the associated Sound Waves lesson. There are three levels of difficulty.

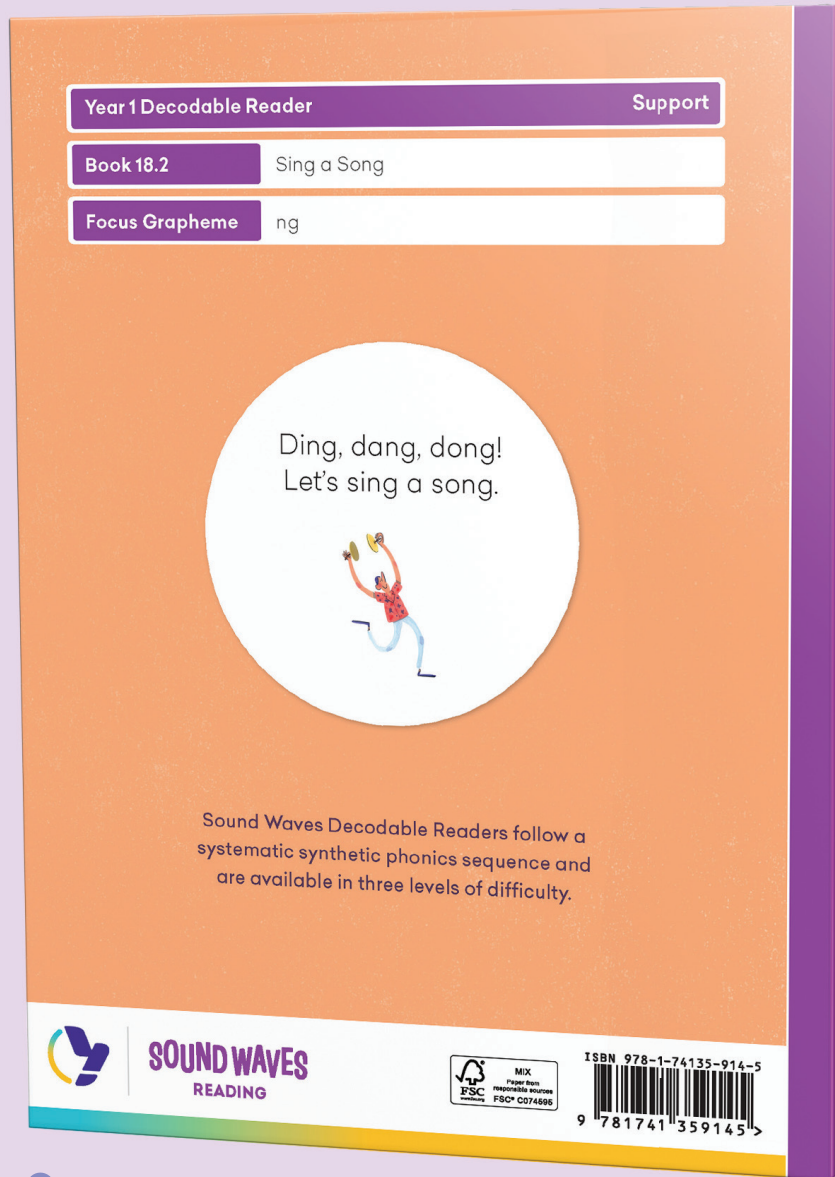
Support CVC words and two-syllable words 50–100 words

Core CCVC, CVCC, CCVCC words and two-syllable words 110–250 words

Extended CCCVC, CVCCC words and two-syllable words 130–290 words

Support Decodable Readers

No.	Focus Grapheme/s	Title	No.	Focus Grapheme/s	Title
1	Getting Started	<i>Red Gum</i>	19.2	oa, ow	<i>Row, Row, Row Your Boat</i>
2	b	<i>The Red Sub</i>	20.1	p	<i>Pip's Pets</i>
3	a	<i>The Shack</i>	20.2	r	<i>The Red Ring</i>
4.1	k, c, ck	<i>Cash for Cans</i>	21	ar	<i>The Jar</i>
4.2	x	<i>Fox and the Box</i>	22.1	s, ss, x	<i>Miss Fix-it</i>
4.3	q	<i>Quick is the Quoll</i>	22.2	se	<i>Goose on the Loose</i>
5	e, ea	<i>Jen's Pet</i>	23.1	ir, ur	<i>The Dirt Bike Cup</i>
6	d	<i>The Dip-a-doo</i>	23.2	er	<i>Fern</i>
7	i	<i>Is it a Cat?</i>	24	t	<i>Moon Boot</i>
8	f, ff	<i>The Fun Run</i>	25.1	or, a	<i>Look How Tall I am!</i>
9	o	<i>A Lot of Socks</i>	25.2	aw	<i>Up at Dawn</i>
10	g, gg	<i>Goog</i>	26.1	v, ve	<i>Find Five</i>
11	u	<i>The Rub-a-dub Tub Cup</i>	26.2	w, wh	<i>Whale in the Lake</i>
12.1	h	<i>My Hat</i>	27	oo, u	<i>Do Not Pull the Rope</i>
12.2	j	<i>Jack and Jo</i>	28	y	<i>You Do Not Eat Meat?</i>
13.1	ai	<i>Red Tail and Bones at Gull Rock</i>	29	oo	<i>Where is All the Blue?</i>
13.2	ay	<i>In the Bay with Jay</i>	30	z, zz, s	<i>Bizz Buzz</i>
13.3	a_e	<i>Jane and Kate</i>	31	ou, ow	<i>Our Town</i>
14	l, ll	<i>Pin the Tail</i>	32.1	ch	<i>Here, Chook Chook</i>
15.1	ee, e	<i>Lee's Jeep</i>	32.2	sh	<i>The Shell</i>
15.2	ea	<i>Eat Your Peas</i>	33.1	oy, oi	<i>Boing!</i>
16	m	<i>Meet My Family</i>	33.2	eer, ear	<i>A Dear Little Cat</i>
17.1	i_e, y	<i>Hide-and-peek</i>	34.1	th	<i>Look at My Teeth</i>
17.2	igh	<i>In the Night</i>	34.2	th	<i>Dogs</i>
18.1	n	<i>Not Now</i>	35	air	<i>The Hair Nook</i>
18.2	ng	<i>Sing a Song</i>	36	er	<i>The Not So Eager Beaver</i>
19.1	o_e, o	<i>Red Tail and Bones at Seal Cove</i>	<i>Sing a Song</i> contains 69 words.		



Want more?

Visit www.fireflyeducation.com.au to:

View other sample books

Be sure to check out other support, core and extended titles for Foundation and Year 1 to get a real sense of what the Sound Waves Decodable Readers have to offer.

Download the scope and sequence

See how the Sound Waves Decodable Readers follow the systematic Sound Waves teaching sequence.

Speak with a consultant

Want to speak to someone in the know? Our education consultants are all former classroom teachers and are only a phone call, email or visit away.

