

SOUND WAVES™

LITERACY

1

SYSTEMATIC SYNTHETIC PHONICS & WORD STUDY

























Student Book






















Barbara Murray and Terri Watson

firefly
EDUCATION

Contents

Welcome to Sound Waves Literacy.....	4
How to Use This Book.....	5

Unit	Phoneme	Focus Concepts	
1		Getting Started.....	6
2	 b bb	Blends br, bl Capital B , Grapheme bb	8
3	 a	Rhyme Word Building.....	10
4	 k c q ck x	Grapheme ck Blends cl, cr Blends qu, x	12
5	 e ea	Rhyme Word Building.....	14
6	 d dd	Blend dr Blend nd Capital D , Grapheme dd	16
7	 i	Rhyme Word Building Suffix s	18
8	 f ff	Blends fl, fr Blend ft Capital F , Grapheme ff	20
9	 o a	Rhyme Word Building Grapheme a	22
10	 g gg	Blends gr, gl Capital G , Grapheme gg	24
11	 u o	Rhyme Word Building Grapheme o	26
12	 h	Capital H	28
	 j	Suffixes ed, ing	29
13	 ai ay a_e	Grapheme ay Grapheme ai Grapheme a_e	30
14	 l ll	Blends bl, gl, cl, fl Blends lt, lp, lf, lk Grapheme ll	32
15	 ee e ea y	Graphemes ee, ea Grapheme y	34
16	 m mm	Blends sm, mp Suffixes ed, ing Capital M , Grapheme mm	36
17	 i_e y igh	Grapheme y Grapheme i_e Grapheme igh	38
18	 n nn	Blend sn	40
	 ng	Rhyme.....	41
19	 oa o_e ow o	Graphemes o_e, oa Grapheme o Homophones.....	42
20	 p pp	Blends pl, pr, sp, pt	44
	 r rr	Capital R , Grapheme rr	45

Unit	Phoneme	Focus Concepts	
21	 ar a	Grapheme ar Grapheme a Questions with Are.....	46
22	 s ss x se	Grapheme ss Blends sk, sc, sl, x Suffixes ed, ing.....	48
23	 ir ur er	Grapheme ir Grapheme ur Questions with Were.....	50
24	 t tt	Blends tr, st Blends nt, st Capital T, Grapheme tt.....	52
25	 or ore a aw au	Grapheme or Grapheme a Graphemes ore, aw, au, our.....	54
26	 v ve	56
	 w wh u	Blends sw, tw, qu Questions with Was, Why, What, When.....	57
27	 oo u	Graphemes oo, u Suffixes ed, ing Questions with Could, Would.....	58
28	 y	Suffixes s, ed, ing Questions Capital Y.....	60
29	 oo ew	Grapheme oo Graphemes ew, o, ou Homophones.....	62
30	 z zz s	Suffix s Capital Z, Grapheme zz.....	64
	 s si	65
31	 ou ow	Grapheme ow Grapheme ou.....	66
32	 ch	68
	 sh	69
33	 oy oi	70
	 eer ear	Homophones.....	71
34	 th	72
	 th	Homophones.....	73
35	 air	Homophones Compound Words.....	74
36	 er	76
Extension Words.....			78
Helpful Hints.....			80

Welcome to Sound Waves Literacy

Our structured literacy approach is the key to reading, writing and spelling success.

Sound Waves Literacy is an evidence-informed program. Instruction builds from Foundation to Year 6 and covers four key areas of teaching: phonemic awareness, synthetic phonics, morphology and etymology.

Year 1 Overview

Follow these two steps to teach, practise and consolidate reading and spelling skills.

Step 1: Teach with Sound Waves Literacy Online

Year 1 lessons start with explicit teaching using the lesson guides and interactive slideshows at *Sound Waves Literacy Online*.

The teaching resources at *Sound Waves Literacy Online* help you to deliver systematic and engaging lessons that directly correspond to the activities in this book and the Decodable Readers.

Step 2: Consolidate with the Student Book and Decodable Readers

After the associated lesson has been taught, students practise and consolidate their understanding with the Student Book and Decodable Readers.

Year 1 Student Book

Student Books in Years 1–6 all contain 36 units of work. Each unit is designed to take one week to complete.

In *Unit 1 Getting Started*, students demonstrate their understanding of the basic concepts needed to begin working with the program.

In *Units 2–36*, students complete Focus Word activities (reading and spelling words containing the focus phoneme), and Focus Concept activities (consolidating spelling and vocabulary concepts).

Year 1 Decodable Readers

Students use the Decodable Readers for targeted reading practice. Each Decodable Reader features one or more focus graphemes and is available in three levels of difficulty (support, core and extended).

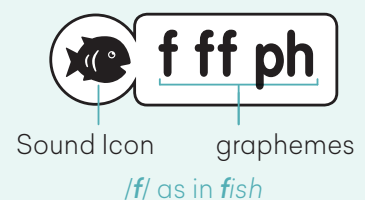
Additional resources, including *Teaching Charts*, *Student Charts* and *Playing Cards*, are also available to support teaching and learning.



Sound Boxes

In Sound Waves each phoneme is represented by a Sound Box. Each Sound Box contains a Sound Icon and the most common grapheme/s used to represent that phoneme.

When you see a Sound Box, say the phoneme it represents, not the name of the Sound Icon or the letter name. For example, say the phoneme /f/, not *fish* or the letter name **f**.



How to Use This Book

The activities in this book should only be completed after the associated lessons have been taught using the teaching resources at *Sound Waves Literacy Online*.

Sound Box

represents the focus phoneme

Focus Words

contain the focus phoneme and link to Focus Concepts

Focus Word activities

involve identifying the focus phoneme in words, segmenting words into phonemes, and reading and spelling words

Focus Concept activities

involve working with spelling and vocabulary concepts

★ A star in the banner indicates there is one or more hints for the Focus Concept. The Helpful Hints are located on page 80.

UNIT 7 **o a** orange watch

Focus Words

on	got	long	was
not	dog	doll	want
lot	rock	stop	what
hot	shop	drop	cannot

1 Underline the letter for **o a** in the Focus Words.

2 Circle the picture if you hear **o a** in the picture name.

3 Segment the picture names.

	<input type="text"/>	<input type="text"/>		<input type="text"/>	<input type="text"/>
	<input type="text"/>	<input type="text"/>		<input type="text"/>	<input type="text"/>

4 Look at the picture. **Answer** the questions with *can* or *cannot*.

Can Tom jog? He _____.

Can Tom skip? He _____.

Can Tom pat his dog? He _____.

Can Tom kick a ball? He _____.

22 Sound Waves Spelling Student Book 1 ISBN 978 1 74135 361 7

Lesson 1

Introduce the focus phoneme, grapheme/s and Focus Words using the online lesson guide and slideshow.

Students consolidate the knowledge taught in each lesson by completing the associated Student Book activities.

Model reading using the projectable Decodable Reader.

Rhyme

5 Write words that rhyme.

hop	not	dog
_____	_____	_____
_____	_____	_____

Word Building

6 Make real words with the word beginnings and the word endings.

s cl r pr v bl ock	_____	s z y tr l th ong	_____
_____	_____	_____	_____

Grapheme a ★ Hint 6

7 Write a to finish the Focus Words. **Use** the words to finish the sentences.

w__s | I _____ on the rock.

Wh__t | _____ did you drop?

w__nt | I _____ a long hotdog.

8 Help the frog find its way to the log. **Colour** the words with **o a** orange.

	win	went	bell	rest
	what	was	stop	send
	have	hand	said	want
	shop			

ISBN 978 1 74135 361 7 Sound Waves Spelling Student Book 1 23

Lessons 2-4

Teach each Focus Concept using the online lesson guide and slideshow.

Students consolidate the knowledge taught in each lesson by completing the associated Student Book activity.

Students use the class sets of Decodable Readers for reading practice throughout the week.




Focus Words

bin	bed	brush	black
bat	sob	bring	ball
bug	web	brick	cubby
big	bell	block	rabbit

1 **Underline** the letter or letters for **b bb** in the Focus Words.

2 **Colour** the balloon if you hear **b bb** in the picture name.



3 **Segment** the picture names. The first one is done for you.



b	u	n
---	---	---



--	--	--



--	--	--



--	--	--



--	--	--



--	--	--



--	--	--



--	--	--

Blends br, bl

4 Circle the picture if you hear   in the picture name.



5 Circle the picture if you hear   in the picture name.




6 Label the pictures with Focus Words.









Capital B, Grapheme bb

7 Write **b**, **bb** or **B** to finish the words. Match the sentences to the pictures.

Look at _____en in his cu_____y.



_____ring the _____ell to me.



Pat the _____lack ra_____it.



Get on the _____ig _____us.





Focus Words

me	she	three	each
be	see	sea	beach
we	been	eat	any
he	tree	seat	many

1 **Underline** the letter or letters for  **ee e ea y** in the Focus Words.

2 **Draw** a stroke on the line for each sound you hear in the picture name.



3 **Read** the words. **Cross out** the ones that are not real words.



4 **Finish** the sentences with the words from the tree.

This is Abby. _____ is six.

This is Dean. _____ is three.

This is _____ with my dog.

Today _____ will _____ at the beach.



5 Write **ee** to finish the words. **Circle** the words that match the pictures.

s____ b____



m____t thr____

3

tr____ f____d



f____t k____p



6 Write **ea** to finish the words. **Circle** the words that match the pictures.

s____t ____t



t____m l____f



b____ch t____



m____t ____ch



7 Write **y** or **ea** to finish the words. **Label** the pictures with some of the words.

pupp____ s____t r____d b____ch cubb____

famil____ an____ ____ch man____ Dadd____



8 Say the words. **Colour** the shape **yellow** if you hear ee e ea y.

Colour the shape **blue** if you do not hear ee e ea y.

eat	help	get	sea	next	end	been
men	Mummy	any	Daddy	family	yes	
bell	meet	we	many	seven	ten	
	egg					

SOUND WAVES

LITERACY

FOUNDATION TO YEAR 6

Our structured literacy approach is the key to reading, writing and spelling success. Sound Waves Literacy covers phonemic awareness, synthetic phonics, morphology and etymology, and:

- is evidence-informed
- follows a systematic synthetic phonics sequence of instruction
- is sequential and cumulative across the primary school years
- includes lesson resources to explicitly teach phoneme-grapheme relationships and vocabulary concepts
- incorporates early years reading lessons and practice
- provides assessment and remediation opportunities



EVERYTHING YOU NEED FROM FOUNDATION TO YEAR 6 ...



Start with Online teaching resources. These provide everything teachers need to deliver systematic, explicit, engaging lessons. Features include detailed lesson guides, interactive slideshows, videos, assessment and more.

Follow on with Student Book activities. These provide students with immediate consolidation of the synthetic phonics and word study knowledge taught in each lesson. Available as a workbook or printable pages.



Culminate with Decodable Readers. These high quality texts are essential for Foundation and Year 1 students to apply their phoneme-grapheme knowledge when reading.

Additional resources such as Teaching Charts, Student Charts and Playing Cards are available to support teaching and learning.



Book **FREE** professional learning for your school today!

www.fireflyeducation.com.au/soundwaves



SOUND WAVES
LITERACY



ISBN 978-1-74135-361-7



9 781741 353617 >